






Cowpie Classic 2024



General Course Rules

- The Cowpie course is hard. Give the advantage to the player if there is any question about the situation. Be courteous to your cardmates.
- Other side of barbed wire fence is OB. You may retrieve your disc, but you only get 2 minutes to find it. Hard stop at 2 minutes. No exceptions.
- Follow all PDGA rules. Two-meter rule is NOT in effect, but lost disc rules still apply.

The course has 3 different colored flags on the course. Here's what they mean:

-  **Yellow Flags = Teepad Marking.** 2 flags represent the front of the teepad. The single yellow flag represents the back of the teepad. Yellow flags can also be for a Drop Zone
-  **Pink Flags = Navigation to the next teepad.** After you finish a hole, look for the pink flags that will guide you to the next teepad.
-  **White Flags = Out of Bounds.** White flags representing OB on holes #1, #8 and #23.

Specific Course Rules

- Hole #1 Sand inside of flags is OB. Cliff edge doubles as OB line. If any shot goes OB, proceed to either Drop Zone with a penalty stroke, regardless of the shot (Drive/Approach/Putt). You may choose either the South or the North Drop Zone (marked with yellow flags).
- Hole #2 Other side (East) of barbed wire fence is OB. Regular OB rules apply.
- Hole #5 Other side (North) of barbed wire fence is OB. Regular OB rules apply.
- Hole #8 Other side (South) of white flags behind the basket is OB. If tee shot goes OB, proceed to the drop zone (marked with yellow flags) with a penalty stroke. If OB on any other shot, regular OB rules apply.
- Hole #12 Other side of barbed wire fence is OB. If disc lands OB, proceed to drop zone (marked with yellow flags) with a penalty stroke, regardless of the shot (Drive/Approach/Putt).
- Hole #14 If your disc is TOUCHING any running water, your disc is OB. Use group decision and benefit goes to the player. Careful with your footing. If you have unsafe footing, take casual relief from a safe area behind your lie.

More hole rules on the next page!

- Hole #16 "Top of the World". Other side (East) of barbed wire fence is OB. Regular OB rules apply. Basket for hole #16 is 707 feet away. Do NOT throw to the short basket about 250 feet away, which is hole #17.
- Hole #17 Other side (East) of barbed wire fence OB. Regular OB rules apply. Plays back through Hole #16 fairway. Hole #17 gets right of way over hole #16.
- Hole #21 Other side (West) of barbed wire fence OB. Regular OB rules apply.
- Hole #23 "The Eye" – The eye is considered a quadruple mandatory. Your disc must pass through the eye. If your disc does not pass through the eye, re-tee with a penalty stroke until the mandatory is made. Two white flags on the left side indicate a never-ending line – if your disc passes that line and you did not make the mando, you must re-tee.

If you have any questions throughout the round, consult with your group and throw a provisional shot if necessary. We are all adults and been playing the game for a long time. If there are clarifications needing to be made after the round, please see Joey then.